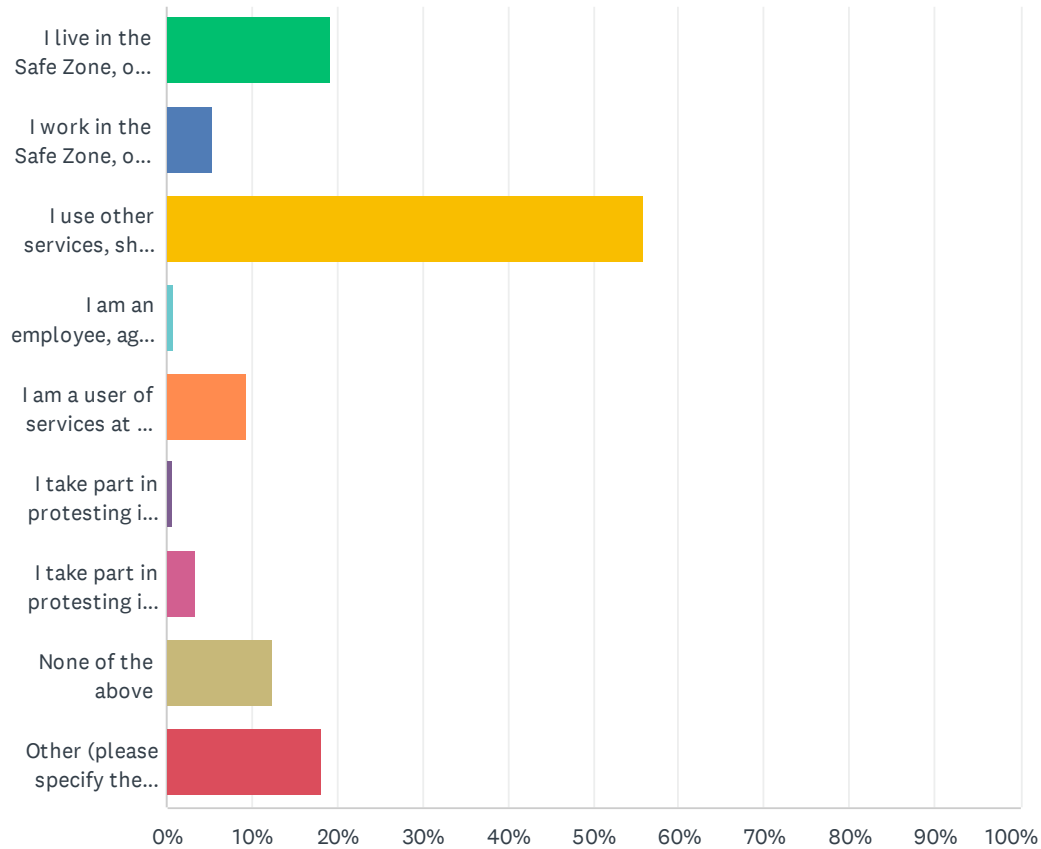


Q1 With regards to the Safe Zone, please select the statement(s) that apply to you:

Answered: 2,165 Skipped: 0



ANSWER CHOICES	RESPONSES
I live in the Safe Zone, or in an area directly bordering it	19.17% 415
I work in the Safe Zone, or in an area directly bordering it	5.40% 117
I use other services, shops or facilities in the Safe Zone, or in an area directly bordering it	55.80% 1,208
I am an employee, agent or contractor of the Marie Stopes Clinic	0.83% 18
I am a user of services at the Marie Stopes Clinic (either as a patient or as someone accompanying a friend, family member or relative)	9.38% 203
I take part in protesting in the designated area, from a 'Pro-Life' position	0.65% 14
I take part in protesting in the designated area, from a 'Pro-Choice' position	3.46% 75
None of the above	12.47% 270
Other (please specify the reason for your interest in this consultation)	18.15% 393
Total Respondents: 2,165	

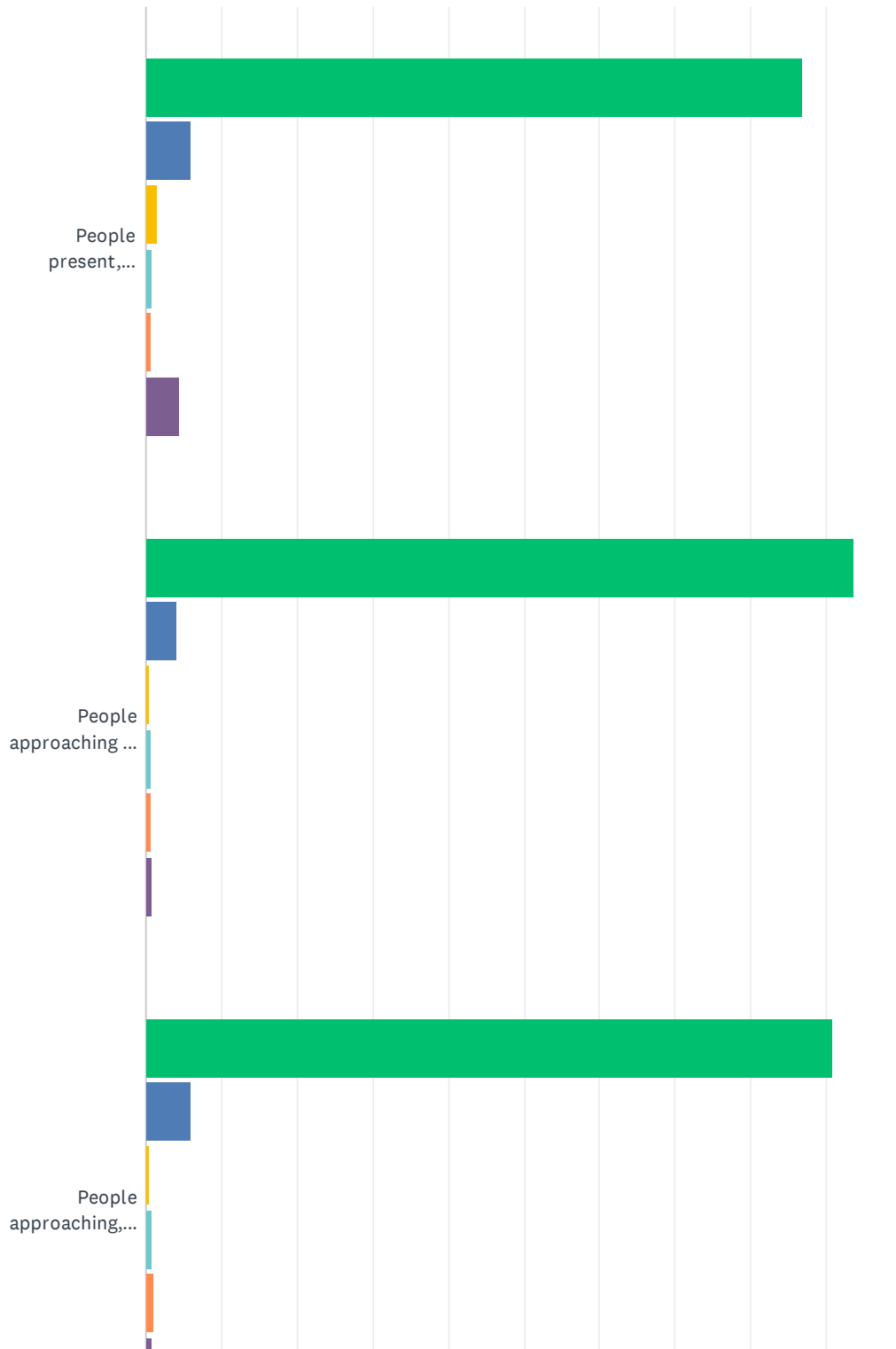
Q2 Please tell us your home post code. (We need this in order to establish how you are related to/ affected by the issues under this consultation)

Answered: 2,165 Skipped: 0

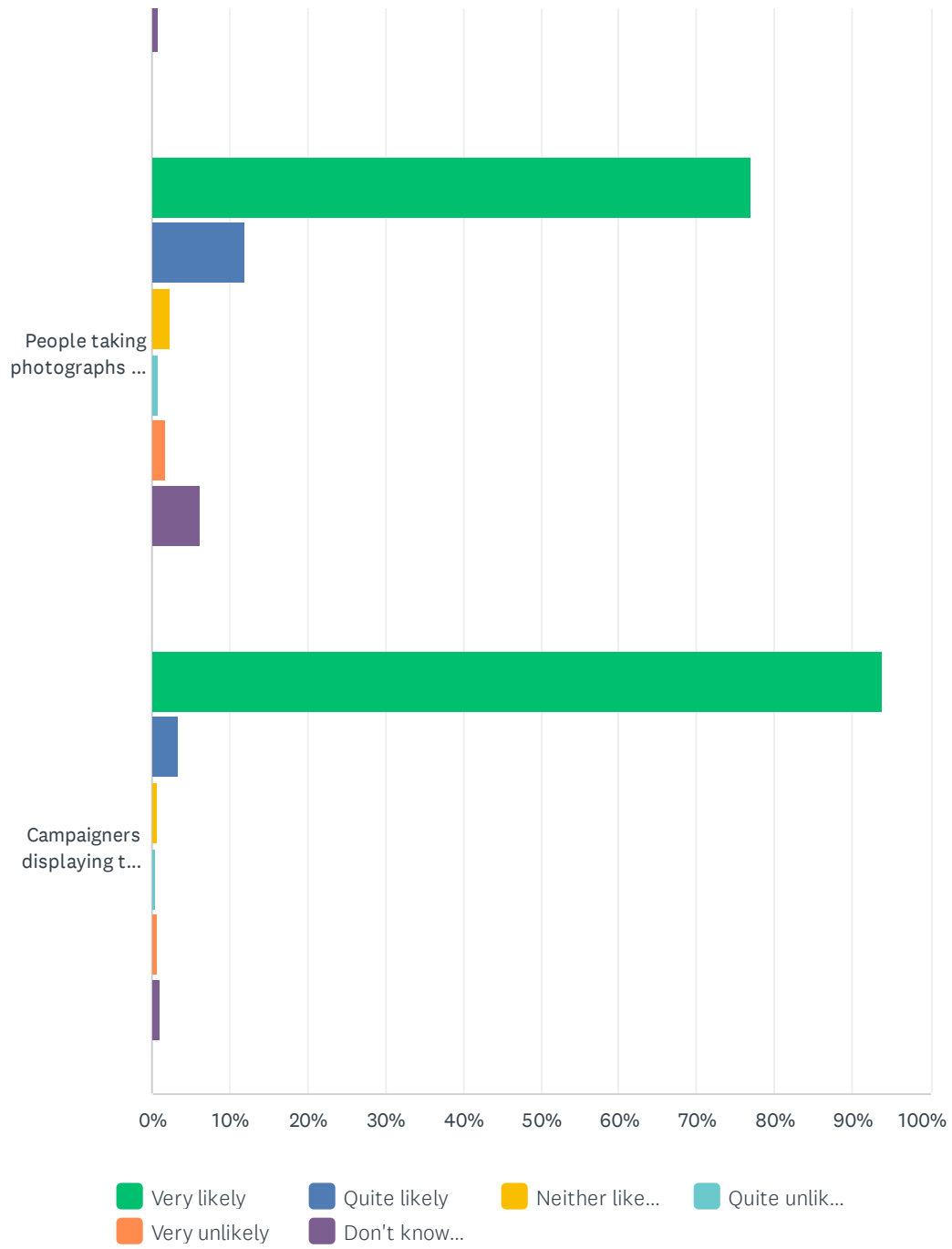
ANSWER CHOICES	RESPONSES	
Name	0.00%	0
Organisation / Company	0.00%	0
Address	0.00%	0
Address 2	0.00%	0
City/Town	0.00%	0
State/Province	0.00%	0
Post Code	100.00%	2,165
Country	0.00%	0
Email Address	0.00%	0
Phone Number	0.00%	0

Q3 If the PSPO were allowed to lapse so that there are no restrictions in place when it expires, in your view how likely or unlikely is it that the following activities will occur or recur in the area covered by the current safe zone?

Answered: 1,978 Skipped: 187



Consultation on the Mattock Lane Safe Zone (PSPO) 2024

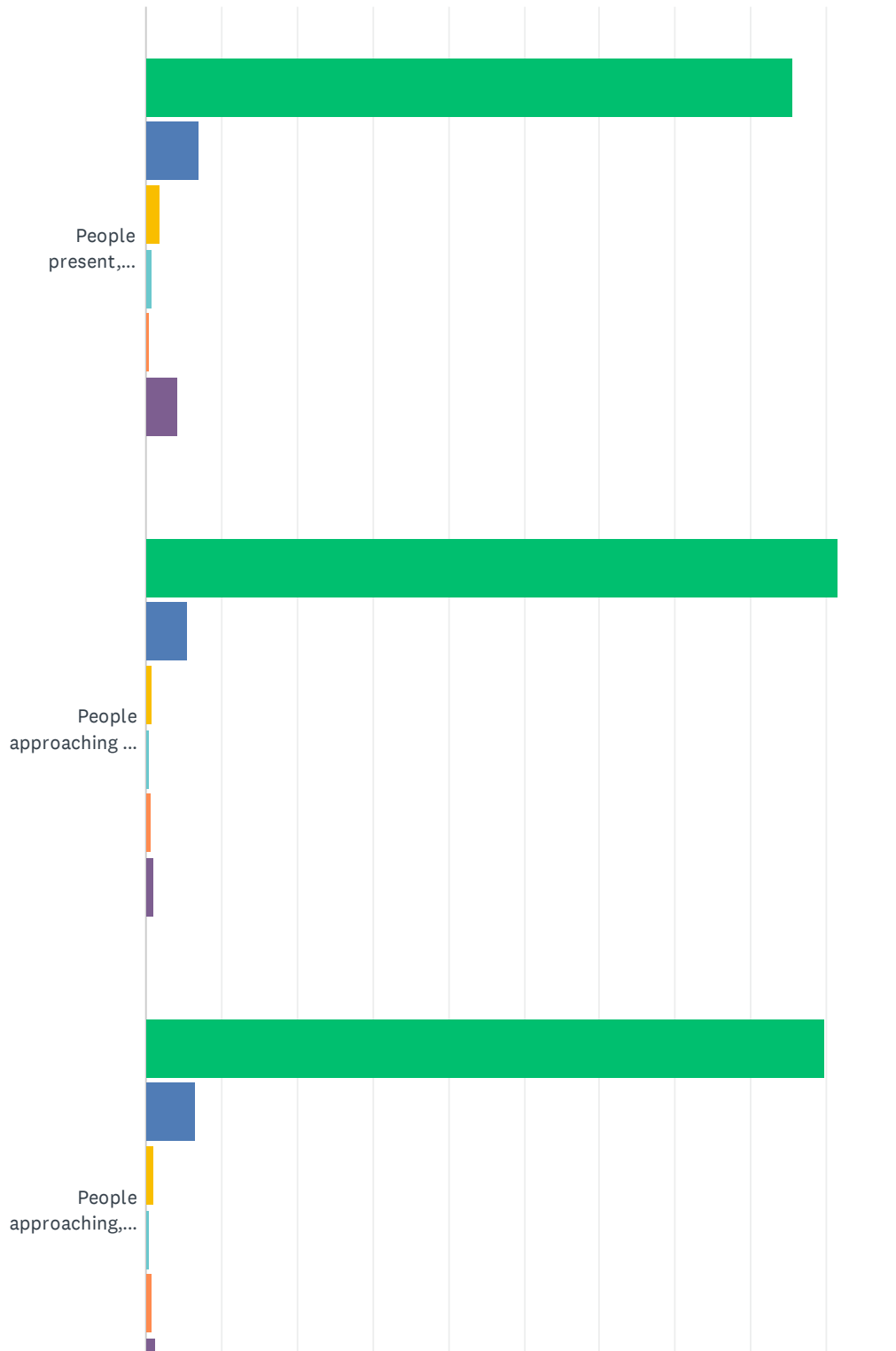


Consultation on the Mattock Lane Safe Zone (PSPO) 2024

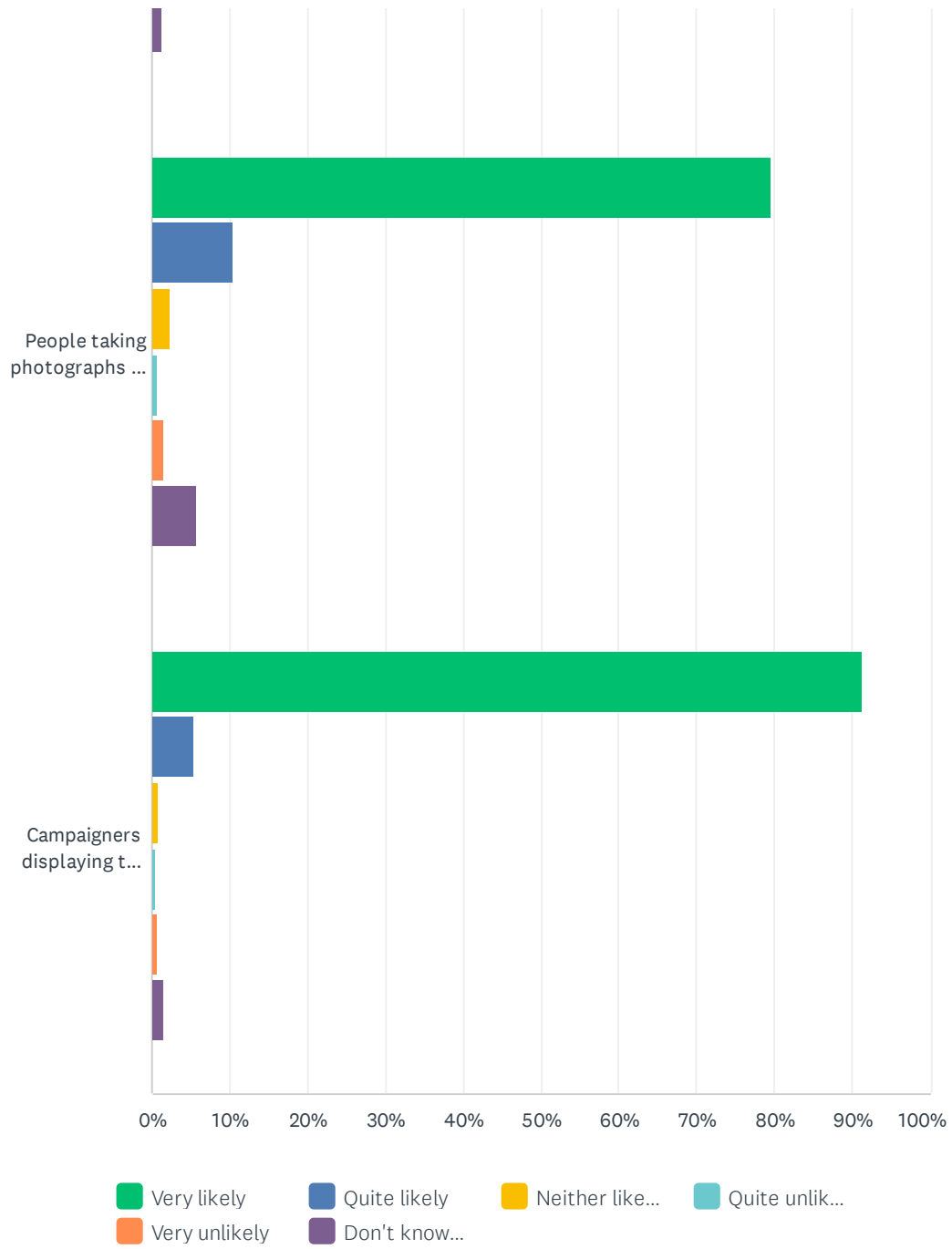
	VERY LIKELY	QUITE LIKELY	NEITHER LIKELY NOR UNLIKELY	QUITE UNLIKELY	VERY UNLIKELY	DON'T KNOW / CAN'T SAY	TOTAL	WEIGHTED AVERAGE
People present, individually or with others, in the proposed PSPO area, for praying or counselling	86.72% 1,704	5.95% 117	1.53% 30	0.87% 17	0.56% 11	4.38% 86	1,965	4.86
People approaching or attempting to engage in conversation with persons entering or leaving the Marie Stopes Clinic	93.58% 1,850	4.10% 81	0.40% 8	0.61% 12	0.56% 11	0.76% 15	1,977	4.91
People approaching, following or challenging any person entering or leaving the Marie Stopes Clinic	90.89% 1,795	5.97% 118	0.41% 8	0.86% 17	1.01% 20	0.86% 17	1,975	4.86
People taking photographs or other recording of persons using the Marie Stopes Clinic	77.04% 1,520	11.91% 235	2.33% 46	0.86% 17	1.72% 34	6.13% 121	1,973	4.72
Campaigners displaying text or images relating to the termination of pregnancy	93.81% 1,850	3.45% 68	0.71% 14	0.46% 9	0.56% 11	1.01% 20	1,972	4.91

Q4 If the PSPO were allowed to lapse so that there are no restrictions in place when it expires, in your view how likely or unlikely is it that the following activities will increase in frequency in the area covered by the current safe zone?

Answered: 1,972 Skipped: 193



Consultation on the Mattock Lane Safe Zone (PSPO) 2024

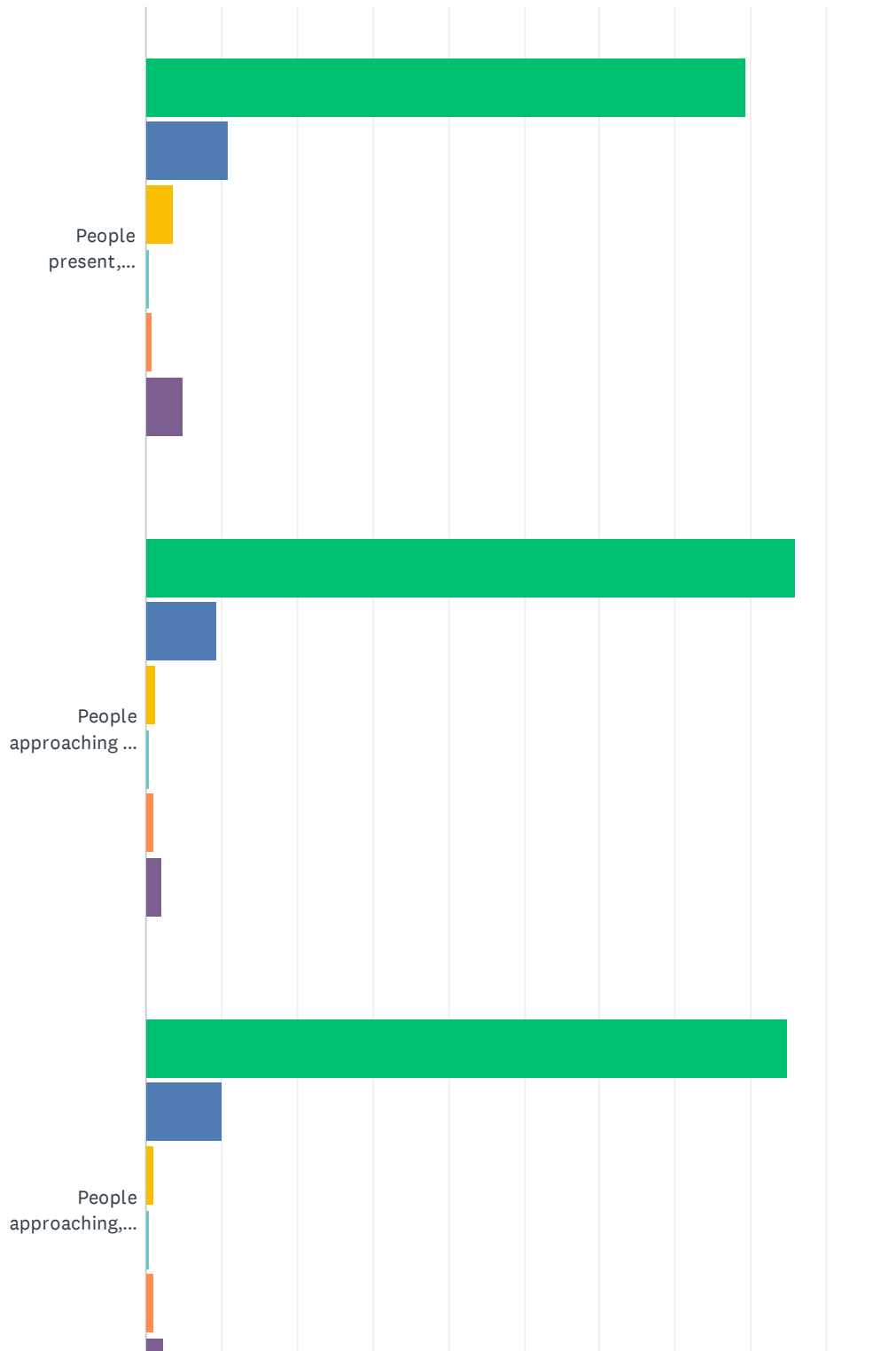


Consultation on the Mattock Lane Safe Zone (PSPO) 2024

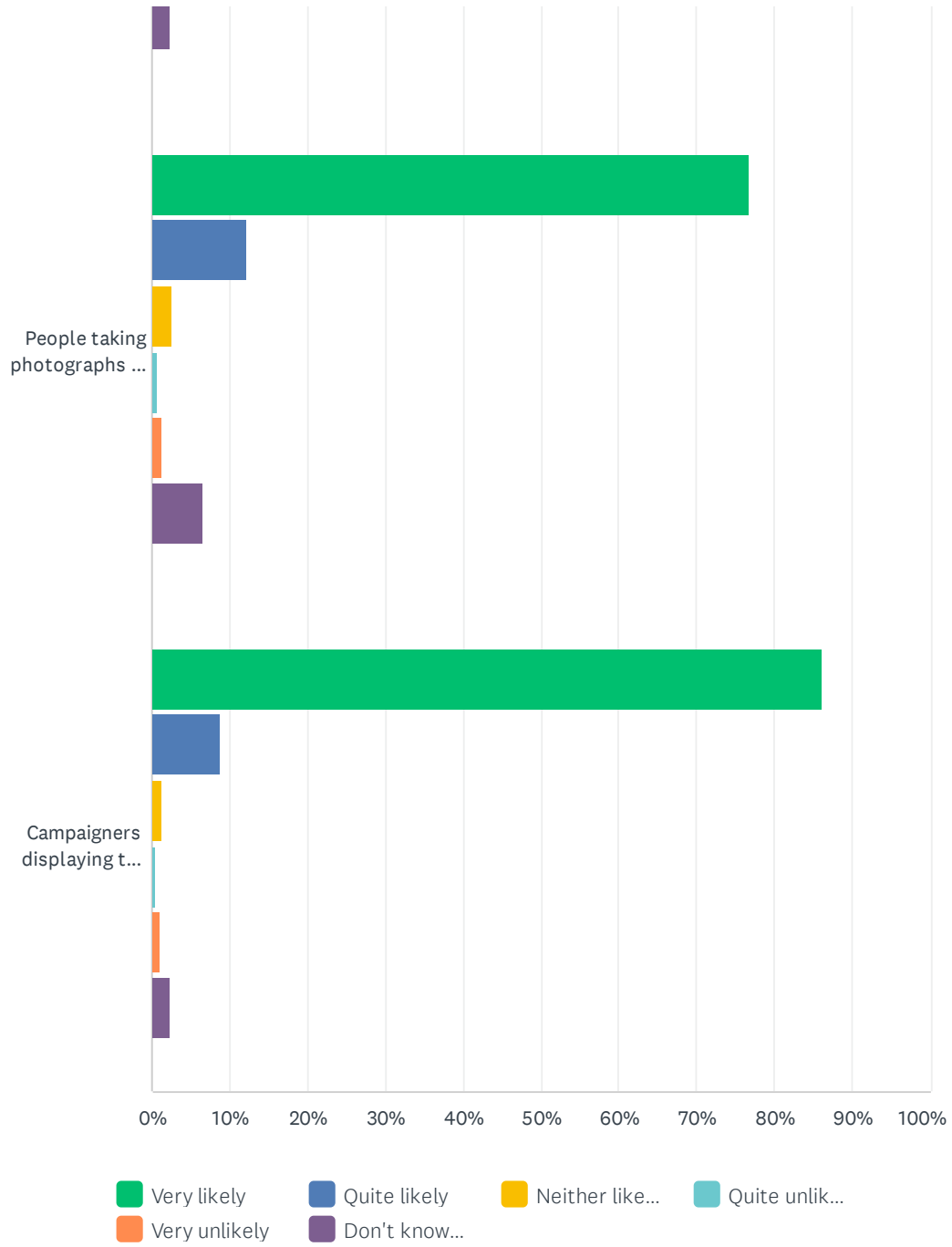
	VERY LIKELY	QUITE LIKELY	NEITHER LIKELY NOR UNLIKELY	QUITE UNLIKELY	VERY UNLIKELY	DON'T KNOW / CAN'T SAY	TOTAL	WEIGHTED AVERAGE
People present, individually or with others, in the proposed PSPO area, for praying or counselling	85.54% 1,680	7.13% 140	1.83% 36	0.76% 15	0.51% 10	4.23% 83	1,964	4.84
People approaching or attempting to engage in conversation with persons entering or leaving the Marie Stopes Clinic	91.47% 1,801	5.49% 108	0.86% 17	0.46% 9	0.56% 11	1.17% 23	1,969	4.89
People approaching, following or challenging any person entering or leaving the Marie Stopes Clinic	89.82% 1,765	6.51% 128	1.02% 20	0.46% 9	0.87% 17	1.32% 26	1,965	4.86
People taking photographs or other recording of persons using the Marie Stopes Clinic	79.61% 1,562	10.40% 204	2.24% 44	0.61% 12	1.43% 28	5.71% 112	1,962	4.76
Campaigners displaying text or images relating to the termination of pregnancy	91.28% 1,791	5.40% 106	0.82% 16	0.46% 9	0.56% 11	1.48% 29	1,962	4.89

Q5 If the PSPO were allowed to lapse so that there are no restrictions in place when it expires, in your view how likely or unlikely is it that the following activities will increase in seriousness in the area covered by the current safe zone?

Answered: 1,964 Skipped: 201



Consultation on the Mattock Lane Safe Zone (PSPO) 2024

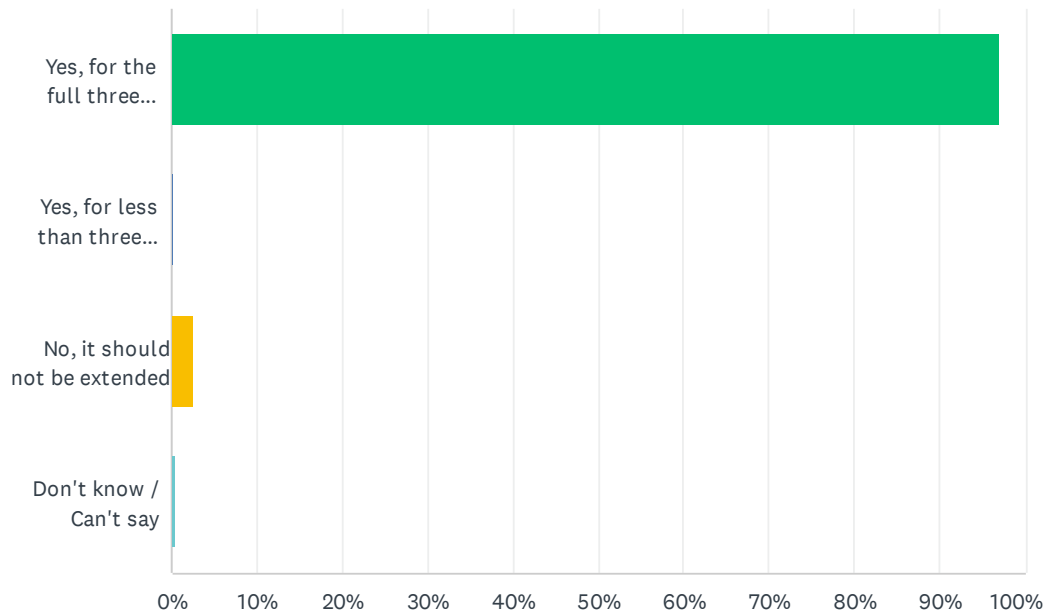


Consultation on the Mattock Lane Safe Zone (PSPO) 2024

	VERY LIKELY	QUITE LIKELY	NEITHER LIKELY NOR UNLIKELY	QUITE UNLIKELY	VERY UNLIKELY	DON'T KNOW / CAN'T SAY	TOTAL	WEIGHTED AVERAGE
People present, individually or with others, in the proposed PSPO area, for praying or counselling	79.28% 1,546	10.87% 212	3.59% 70	0.51% 10	0.92% 18	4.82% 94	1,950	4.76
People approaching or attempting to engage in conversation with persons entering or leaving the Marie Stopes Clinic	85.90% 1,681	9.30% 182	1.18% 23	0.46% 9	0.97% 19	2.20% 43	1,957	4.83
People approaching, following or challenging any person entering or leaving the Marie Stopes Clinic	84.90% 1,659	10.08% 197	1.13% 22	0.51% 10	1.13% 22	2.25% 44	1,954	4.81
People taking photographs or other recording of persons using the Marie Stopes Clinic	76.76% 1,503	12.16% 238	2.50% 49	0.72% 14	1.33% 26	6.54% 128	1,958	4.74
Campaigners displaying text or images relating to the termination of pregnancy	86.12% 1,688	8.78% 172	1.22% 24	0.46% 9	1.02% 20	2.40% 47	1,960	4.83

Q6 Should the current PSPO be extended and if so for how long?

Answered: 1,960 Skipped: 205



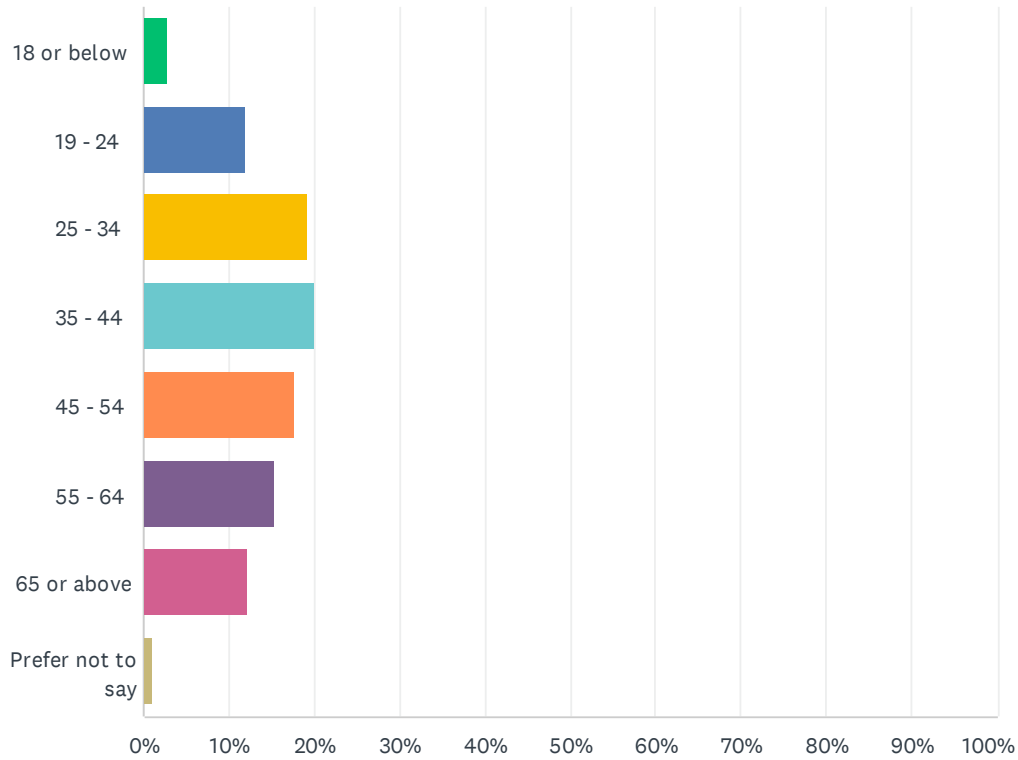
ANSWER CHOICES	RESPONSES	
Yes, for the full three years	96.99%	1,901
Yes, for less than three years	0.15%	3
No, it should not be extended	2.50%	49
Don't know / Can't say	0.36%	7
TOTAL		1,960

Q7 Is there anything else you wish to tell us?

Answered: 811 Skipped: 1,354

Q8 Which category below includes your age?

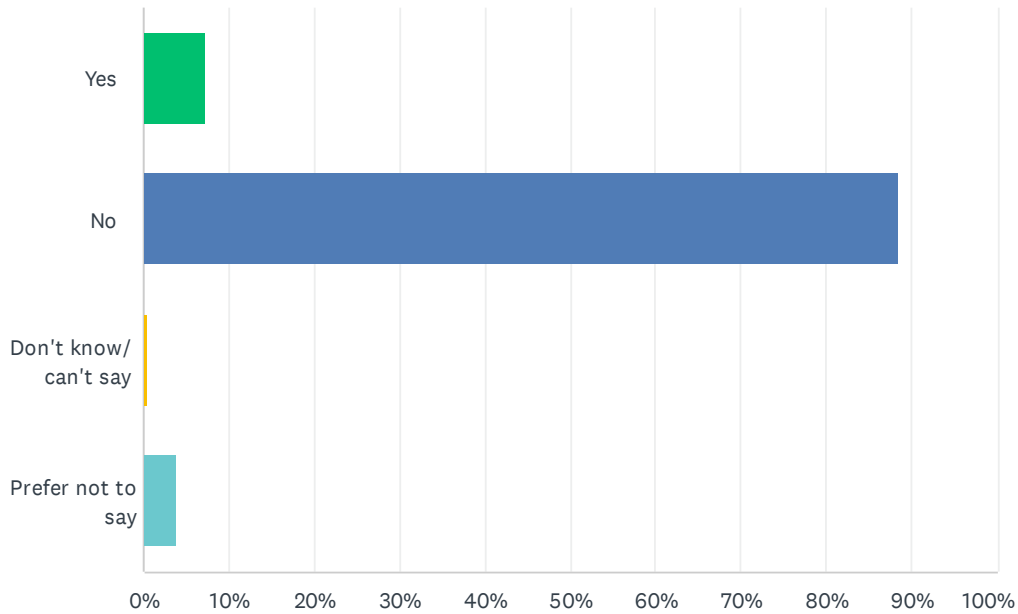
Answered: 1,950 Skipped: 215



ANSWER CHOICES	RESPONSES	
18 or below	2.67%	52
19 - 24	11.85%	231
25 - 34	19.18%	374
35 - 44	20.10%	392
45 - 54	17.64%	344
55 - 64	15.33%	299
65 or above	12.15%	237
Prefer not to say	1.08%	21
TOTAL		1,950

Q9 Do you consider yourself to have a disability?The Equality Act 2010 defines a person as having a disability if s/he 'has a long term physical or mental impairment which has a substantial and long term adverse effect on his/her ability to carry out normal day to day activities'.

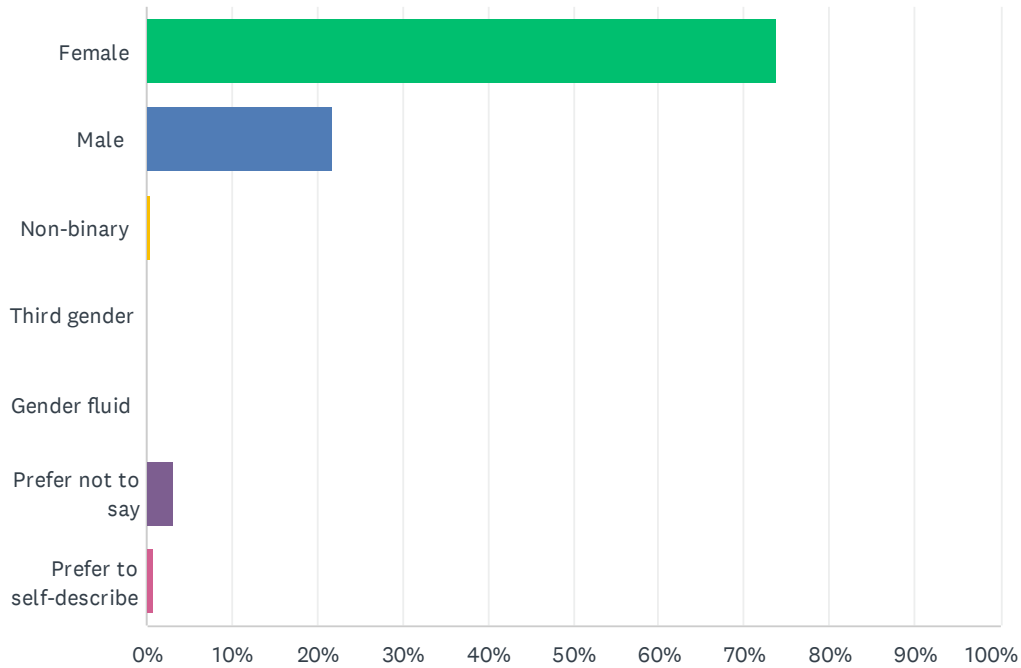
Answered: 1,948 Skipped: 217



ANSWER CHOICES	RESPONSES	
Yes	7.24%	141
No	88.40%	1,722
Don't know/ can't say	0.51%	10
Prefer not to say	3.85%	75
TOTAL		1,948

Q10 What is your gender?

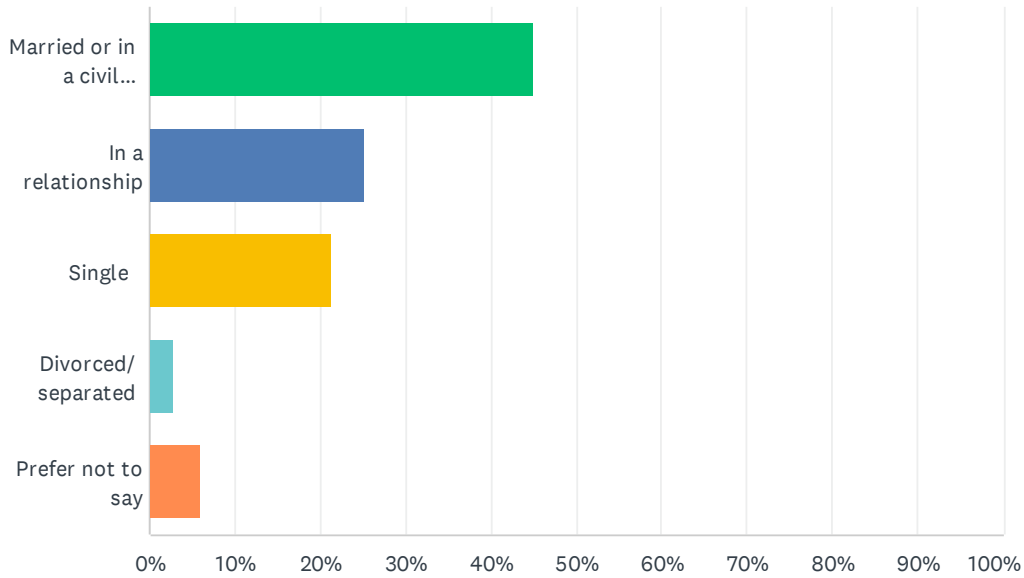
Answered: 1,950 Skipped: 215



ANSWER CHOICES	RESPONSES	
Female	73.74%	1,438
Male	21.79%	425
Non-binary	0.51%	10
Third gender	0.00%	0
Gender fluid	0.00%	0
Prefer not to say	3.13%	61
Prefer to self-describe	0.82%	16
TOTAL		1,950

Q11 Are you...?

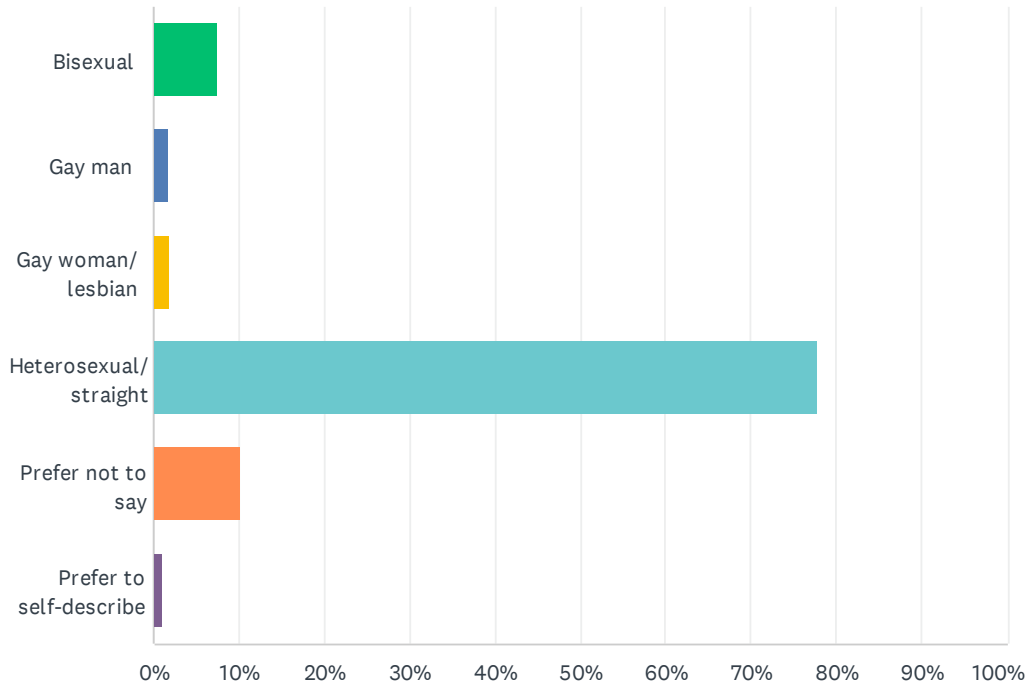
Answered: 1,951 Skipped: 214



ANSWER CHOICES	RESPONSES	
Married or in a civil partnership	45.00%	878
In a relationship	25.06%	489
Single	21.27%	415
Divorced/ separated	2.67%	52
Prefer not to say	6.00%	117
TOTAL		1,951

Q12 What is your sexual orientation?

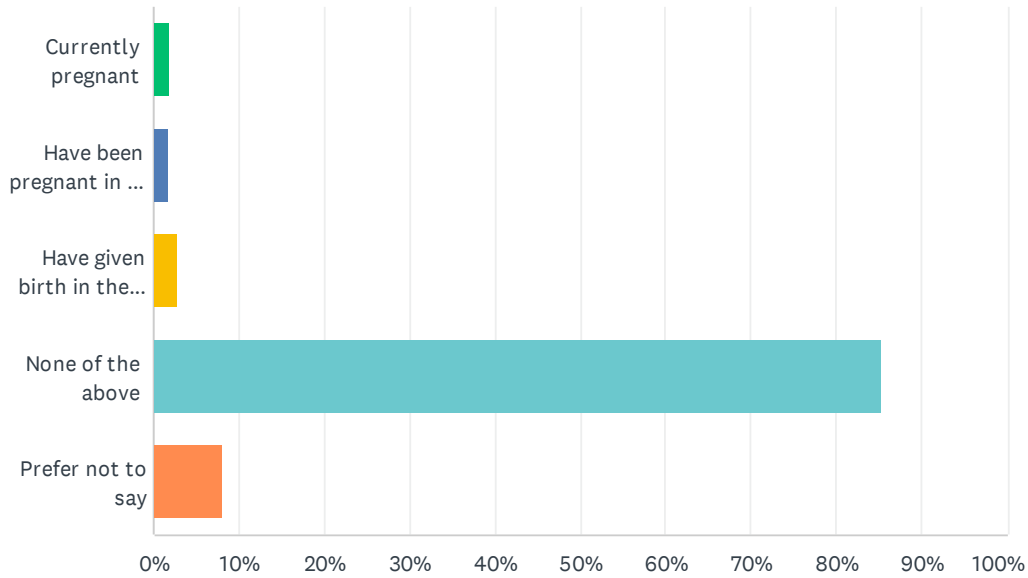
Answered: 1,945 Skipped: 220



ANSWER CHOICES	RESPONSES	
Bisexual	7.46%	145
Gay man	1.65%	32
Gay woman/ lesbian	1.85%	36
Heterosexual/ straight	77.74%	1,512
Prefer not to say	10.33%	201
Prefer to self-describe	0.98%	19
TOTAL		1,945

Q13 (For women only) Are you...?

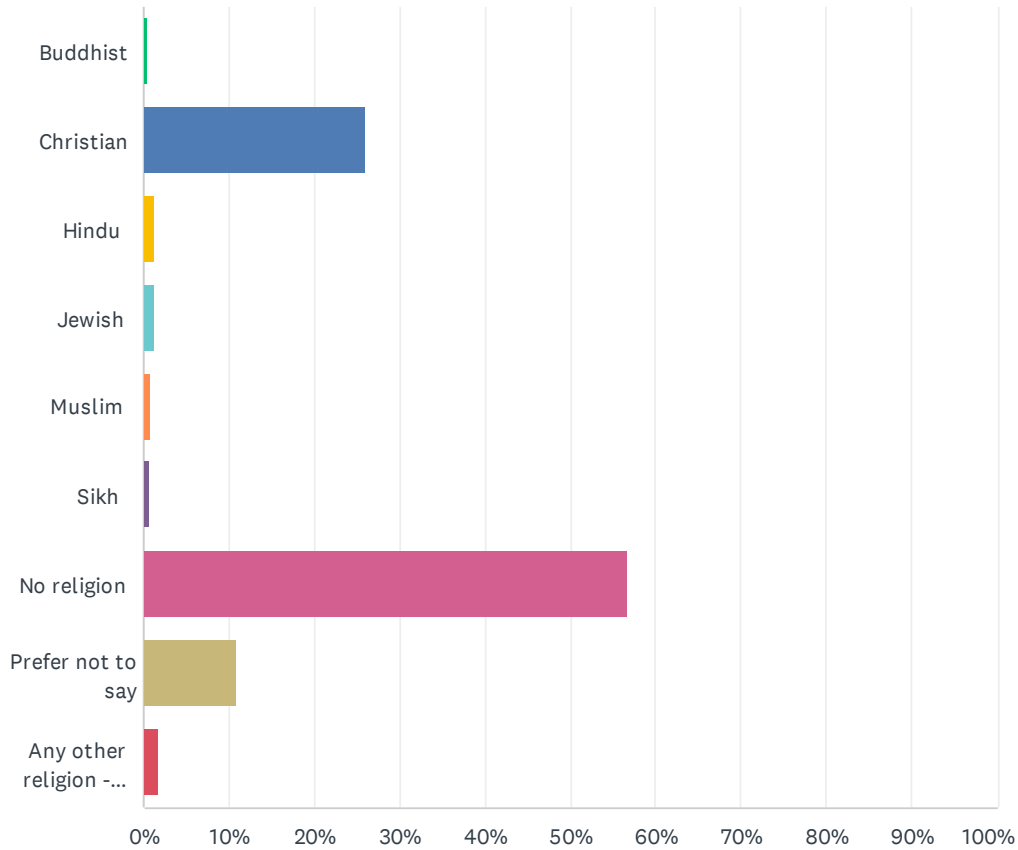
Answered: 1,540 Skipped: 625



ANSWER CHOICES	RESPONSES	
Currently pregnant	2.01%	31
Have been pregnant in the last 12 months	1.75%	27
Have given birth in the last 12 months	2.79%	43
None of the above	85.26%	1,313
Prefer not to say	8.18%	126
TOTAL		1,540

Q14 What is your religion/ belief?

Answered: 1,945 Skipped: 220

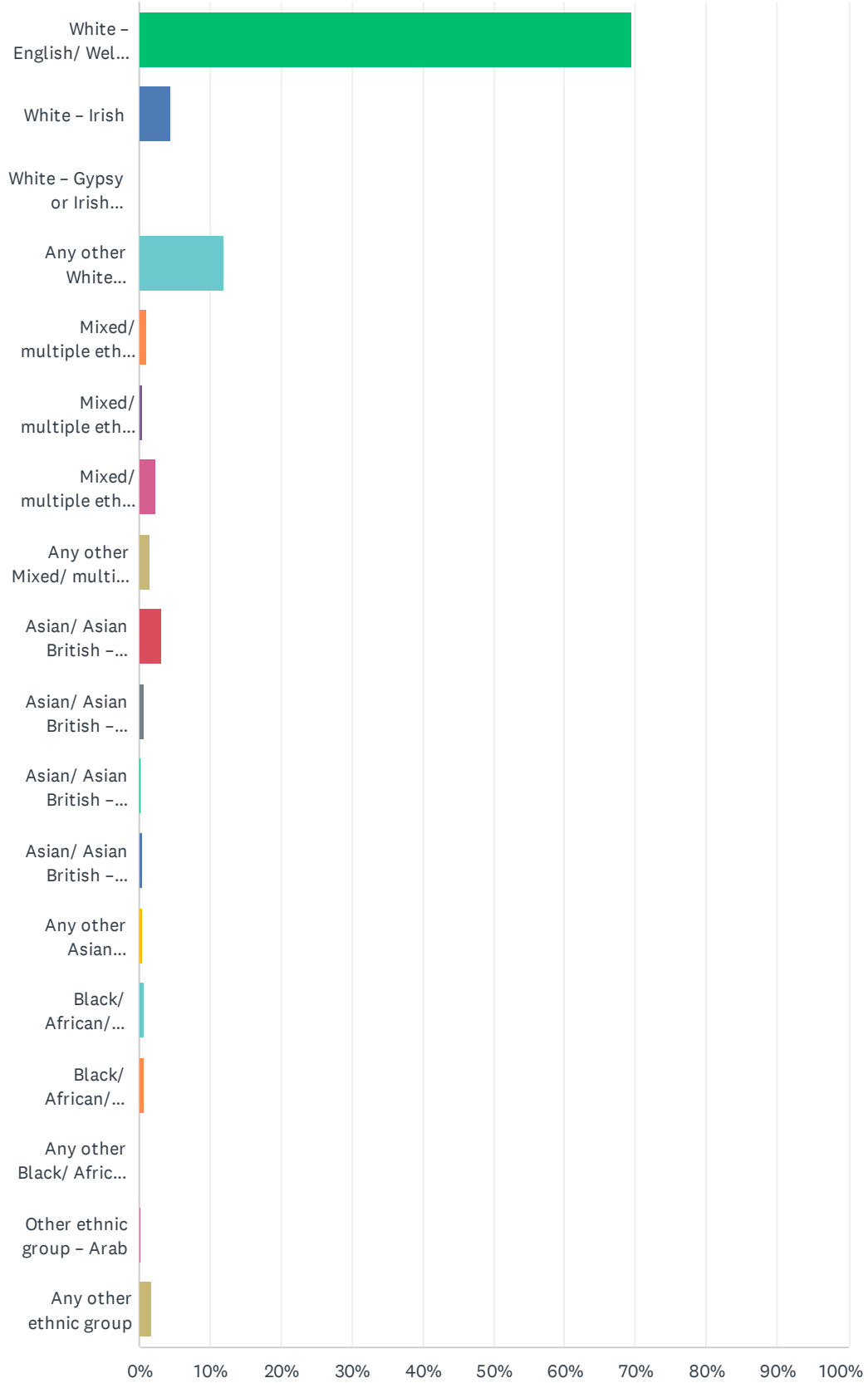


ANSWER CHOICES	RESPONSES	
Buddhist	0.41%	8
Christian	26.07%	507
Hindu	1.29%	25
Jewish	1.34%	26
Muslim	0.87%	17
Sikh	0.67%	13
No religion	56.81%	1,105
Prefer not to say	10.90%	212
Any other religion - Please specify	1.65%	32
TOTAL		1,945

Q15 Which ethnic group do you consider you belong to?

Answered: 1,927 Skipped: 238

Consultation on the Mattock Lane Safe Zone (PSPO) 2024



Consultation on the Mattock Lane Safe Zone (PSPO) 2024

ANSWER CHOICES	RESPONSES	
White – English/ Welsh/ Scottish/ Northern Irish/ British	69.54%	1,340
White – Irish	4.57%	88
White – Gypsy or Irish Traveller	0.05%	1
Any other White background	12.04%	232
Mixed/ multiple ethnic groups – White and Black Caribbean	1.09%	21
Mixed/ multiple ethnic groups – White and Black African	0.42%	8
Mixed/ multiple ethnic groups – White and Asian	2.39%	46
Any other Mixed/ multiple ethnic background	1.56%	30
Asian/ Asian British – Indian	3.17%	61
Asian/ Asian British – Pakistani	0.57%	11
Asian/ Asian British – Bangladeshi	0.21%	4
Asian/ Asian British – Chinese	0.52%	10
Any other Asian background	0.47%	9
Black/ African/ Caribbean/ Black British – African	0.67%	13
Black/ African/ Caribbean/ Black British – Caribbean	0.67%	13
Any other Black/ African/ Caribbean background	0.10%	2
Other ethnic group – Arab	0.21%	4
Any other ethnic group	1.76%	34
TOTAL		1,927

Q16 In the previous question you said that you belonged to "[Q16]". Can you please specify your ethnic group below:

Answered: 273 Skipped: 1,892